

620 STANDARD

automatic barrier for beams up to 5 m

available at AFW Access Systems

3670 NW 79th Street • Miami, FL 33147 • Phone: 305-691-7711 • Fax: 305-693-1386 • E-mail: sales@anchormiami.com



THE IDEAL SOLUTION FOR HEAVY TRAFFIC

The Standard 620 for barriers of up to 5 m is suitable for heavy but not continuous traffic. The barrier is supplied with a wide range of accessories, including a skirt to prevent unwanted break-ins.

TOTALLY FLEXIBLE

The FAAC 620 range is equipped with electronic deceleration at opening and closing. A version with articulated beam for low ceilings is available on request.

LONG TERM RELIABILITY

Use of cutting-edge materials and treatments such as cathoporesis and niplay, plus tried-and-tested FAAC hydraulic technology, all combine to ensure long-life.

LEADING-EDGE TECHNOLOGY

SMT microprocessor electronic technology is supplied standard to ensure exceptional performance. By means of an optional card, the barrier can also control auxiliary services and an additional opposing beam. Barrier statuses can be signalled to traffic control devices.

ELECTRONIC INTELLIGENCE

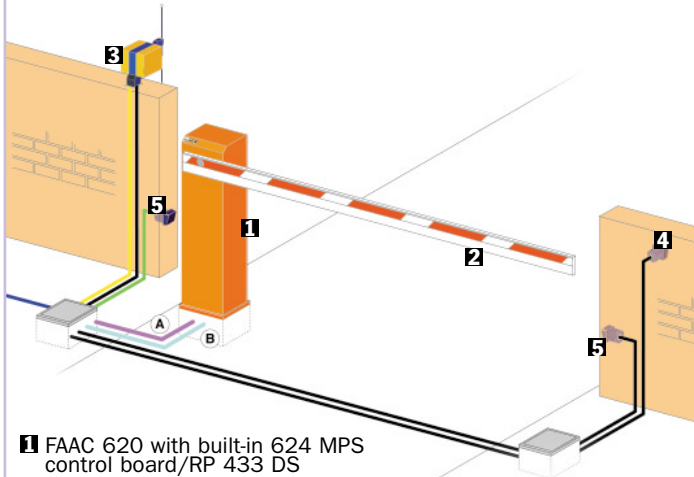
The electronic intelligence of the 620 range functions by means of three differentiated logics: automatic, semi-automatic and parking (P) - the latter was expressly designed for automatic parking systems.

SPECIFICATIONS

Automatic barrier for beams up to 5 m • Use frequency 70% • Opening/closing time 3.5s (3 m) 4.5s (5m) • Actuating system consisting of hydraulic pump unit, plunger pistons, equaliser and transmission shaft • Balancing by compression spring • Internal stops adjustable for open or closed beam positions • Load bearing housing in steel protected by cathoporesis treatment and polyester powder paint RAL 2004 • Overall dimensions (L x W x H) 200x380x1080 mm • Protection class IP 44 • Release device accessible from the outside by triangular or customised key (optional) • Hydraulic pump unit with hydraulic locking on opening and closing • Electric motor power supply 230 V (+6% -10%) - 50(60) Hz • Electric motor power 220 W • Thermal protection at 120°C built into motor winding • Operating ambient temperature -20°C +55°C • Single-phase motor with two rotation directions (1.400 rpm) • Hydraulic gerotor pump (max low noise) • Pump flow rate 0.75-1 l/m • Die-cast distribution flange • Separate control of opening and closing force by by-pass valves • Anti-crushing safety to UNI 8612 standards • Tank in anodised aluminium • Mineral hydraulic oil with additives • Travel-limit deceleration • Adjustable deceleration angle by cams • Designed to accommodate rectangular, rectangular with skirt, articulated rectangular, in anodised aluminium, round, round pivoting beams • Built-in electronic control board



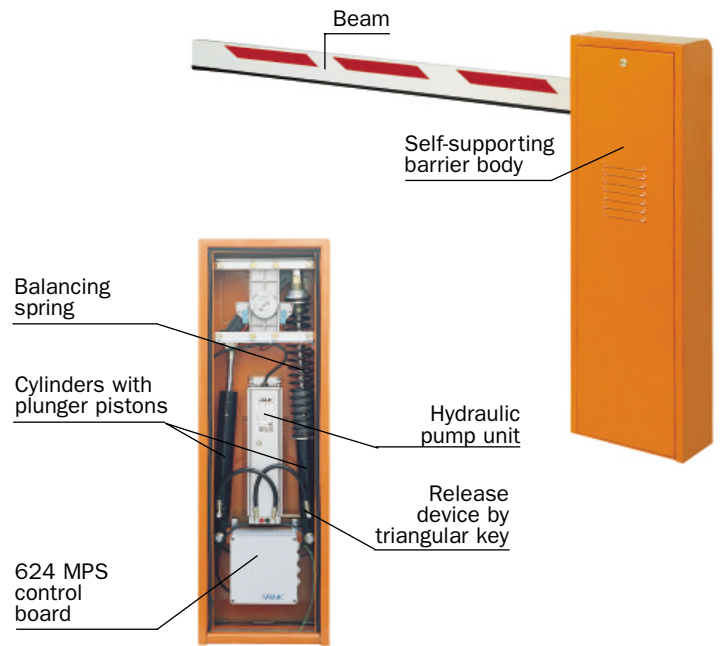
INSTALLATION DIAGRAM SPECIMEN



- 1 FAAC 620 with built-in 624 MPS control board/RP 433 DS
- 2 Beam
- 3 FAAC MINILAMP
- 4 FAAC T10
- 5 FAAC FOTOSWITCH

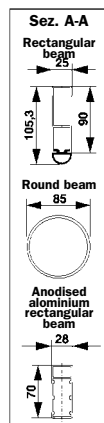
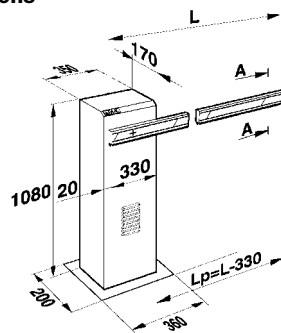
Low voltage cabling		Power cabling (230V)	
A	3 cables 3x0.5	B	1 cable 2x1.5+T
	1 cable 2x0.5		1 cable 2x1.5

N.B: Cable diameters in mm²



Model	Use		
	Beam max. length (m)	Opening time (s)	Use frequency (%)
620 STANDARD LH/RH	5,00	3,5 (3m) 4,5 (4m)	70
620 STD ART. LH/RH	4,00 (articulated)	3,5 (3m) 4,5 (4m)	70

Dimensions



Values in mm

- L = Beam length
- LP = Transit space length

Technical characteristics of 624 MPS control board

Power supply	230 V ~ (+6% -10%) 50 (60) Hz
Motor maximum load	300W
Accessories output	24 Vdc 500 mA max
Operating ambient temperature	-20°C + 55°C
Three protection fuses	0.25 A transformer - 5 A motor - 1.6 A accessories
Enclosure dimensions	174x178x102 mm (LxHxD)
Protection class	IP 55

- **SMT technology**
- **Programmable functions:** - Three function logics - A/E/P, Pause times, Pre-flashing, Electronic deceleration (short or long), Operation of indicator-light
- **Inputs signalling LED, alarm and limit-switch**
- **Terminal board outputs Indicator-light, flashing Lamp**
- **Terminal board inputs - Open, stop, safety devices, anti-panic**
- **Rapid connectors for:** Motor, limit-switch, decoding cards/card receivers, optional cards
- **Reset push-button**

Power supply	230 V~ (+6% -10%) 50 (60) Hz
Electric motor	single-phase, bi-directional
Absorbed power	220W
Absorbed current	1A
Motor rotation speed	1.400 rpm
Pump flow rate	0.75/1 l/min.
Thermal protection on motor winding	120°C
Effective torque	0÷200/0÷150 Nm
Electronic deceleration	Adjustable with cams
Operating ambient temperature	-20°C +55°C
Weight	73 kg
Type of oil	FAAC OIL XD 220
Barrier body treatment	Cataphoresis
Paint	RAL 2004 polyester
Protection class	IP 44
Type of beam	rectangular: standard - with skirt - articulated standard rectangular - in anodised aluminium round: standard - pivoting