


# Power Master




  
ASSEMBLED  
IN USA

## Model CSG 5900 SLIDE GATE OPERATOR

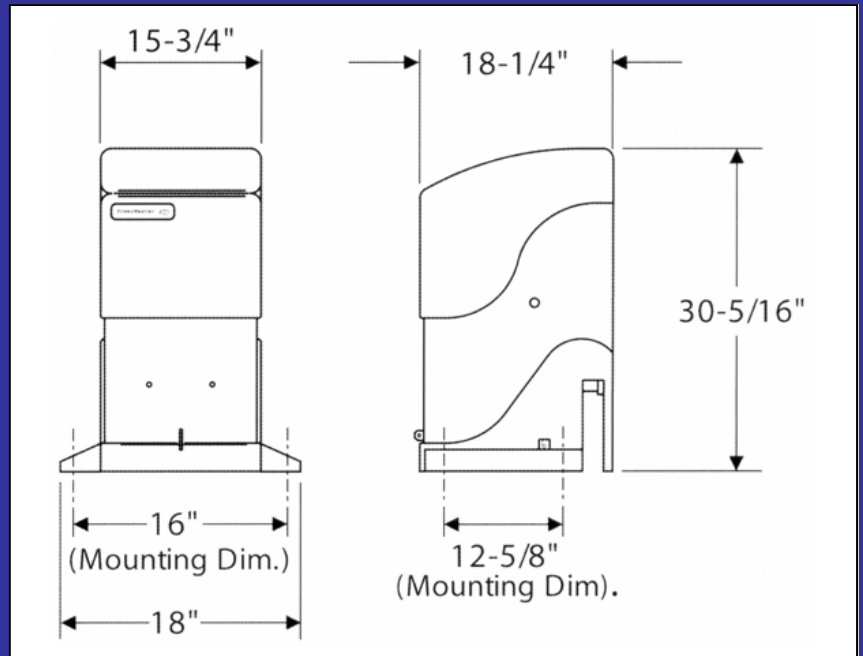
### ELECTRICAL FEATURES

- Solid state control board with diagnostic LEDs to indicate all input and output functions.
- Three button control station on circuit board to facilitate installation and maintenance.
- External control, input terminal connections for:
  - Radio Receivers
  - Push Button Control Station
  - Key Switches
  - Loop Detectors
  - Card Key Readers
  - Telephone Entry Systems, etc.
- Timer to close with 0-60 sec. adjustment standard.
- Longer timer available upon request.
- Maximum run timer for equipment protection (self adjusting)
- Master/Slave selectable option with dedicated terminal connection provided.
- Easy Left/Right changeover.
- Time delay on reverse to ensure smooth gate motion and less stress on equipment.
- Emergency control enabling circuitry for safety with security.
- Spike suppressing circuitry for surge and lightning protection.
- Emergency control enabling circuitry for safety with security.
- Magnetic gate lock control circuitry with control relay.
- Integral, speed sensing, anti-entrapment circuitry with independent opening and closing sensitivity adjustments.
- External anti-entrapment circuitry with separate terminal connections for easy installation of contact and non-contact sensors.
- Loop detector sockets, pre-wired for easy of loop detector installation.
- ½ HP, 115 Volts AC, single phase, instant reversing, switchless, PSC motor, with thermal overload protection and high speed ball bearing for smooth, quiet operation.
- Internal ON/OFF power switch.
- Two grounded 115 Volts AC, 15 Amp. Convenience receptacles.
- NEMA 1 three-button control station included.



## TECHNICAL SPECIFICATIONS

- Power requirements: 120 Volts, 1 Phase
- Class 2 low voltage control circuit
- Available horse power: 1/2 HP
- Maximum gate weight: 1200 lb
- Maximum cycles per hour: 25 CPH.
- Maximum gate width: 30 feet
- Gate speed: 11 inches per second.
- U/L 325 listed for use in Class I through IV applications.
- Shipping weight: approx. 150 lb



## MECHANICAL FEATURES

- Heavy duty #7 Ga. Galvanized steel frame providing a strong and durable unit.
- Polyethylene exterior cover for years of durability while retaining it's original aesthetics.
- Hard shell, baked-on weather resistant powder coating, with an attractive textured finish, for years of protection from the elements.
- Cogged V-Belt primary reduction for smooth, quiet operation.
- 30:1 oil bath type gear reducer for long service and smooth, quiet operation.
- Equipped with hand crank, electrically interlocked, for manual operation in case of power failure.
- Heavy duty #41 drive chain with a spring loaded tensioning system for smooth starts, stops and reversals.
- Positive, chain driven, rotary limit switches for precision gate positioning. Settings are never affected by manual operation.
- Pad mountable, with outboard footprint, for easy installation.

## OPTIONAL EQUIPMENT

- Radio Control.
- Safety Edge (contact safety sensor)
- Photo Cell (non contact safety sensor).
- Loop Detector.
- Card Key Reader
- Magnetic Gate Lock
- Battery backup.
- Interior and Exterior Control Stations:
  - Push Buttons
  - Push Buttons with Keyed Lockout
  - Key Switches
- Three seconds Advance Audio Warning Signal, available upon request.

## FIVE YEAR LIMITED WARRANTY

DISTRIBUTED BY:

### AFW Access Systems

3670 NW 79th Street • Miami, FL 33147

Phone: **305-691-7711** Fax: **305-693-1386**

E-Mail: [sales@AnchorMiami.com](mailto:sales@AnchorMiami.com)

Web: [www.AnchorMiami.com](http://www.AnchorMiami.com)